



SMART CONNECT

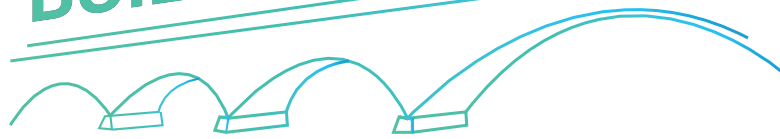
Control all your 3rd operations
with **a single centralised solution.**



The industry faces **Fragmentation of hard-wares systems**, leading to in-efficiencies in technology use due to lack of interaction between them.

Digifort Smart Connect focuses on

BUILDING BRIDGES



with the best-specialized algorithms and integration. This enables the selection of the most powerful alternatives for the resolution of a problem.



This is an

“Intelligent Solution”

Scale and adapt your facilities and security operations by integrating surveillance, intruder, access, fire detection, and asset management. It helps to map any events from the 3rd party to the global event of Digifort.

Trigger actions on the 3rd party system from Digifort, making it **Bi-Directional**, **each** system can access the functionality of the other.





Functionalities:



ACS events such as the "Access Granted" can activate any Digifort's **Global Event** such as pop up a camera view on Digifort's surveillance client and create a bookmark.



Intrusion system is armed and a zone is triggered, it will automatically activate a pre-recorded warning message (and create a bookmark, and protect the recording from deletion if required).

Audio can be:

- An Alarm sound
- Pre-recorded messages
- An instruction
- Warning



Access card is badged and trigger the PTZ to zoom on to a person's face.



Icon on camera live view(object links) in surveillance client to activate ACS functions such as unlocking a door or Arm/Disarm on an intrusion panel.



Configure analytical events (LPR, VCA & facial Recognition) to activate a function in the 3rd party systems. Such as:

- The registered face is recognised, open the door.
- Registered vehicle plate is recognised, open the boom gate.
- Upon weapons detection, activate an immediate lockdown.



Search through bookmark records, click on the desired bookmark to access playback from Digifort.



Configuration in Digifort Smart Connect is user friendly and extremely easy to manage as it is standard regardless of the system.

Centralised Management

1

Display 3rd party GUI in Digifort surveillance client for centralised management.

2

All 3rd party events notified to Digifort can be used to create comprehensive reports.





Functionalities:



Configure event actions



3rd Party Events

Select Events to Notify

Select	Event Name
<input checked="" type="checkbox"/>	Door unlocked
<input checked="" type="checkbox"/>	Door locked
<input checked="" type="checkbox"/>	Door opened
<input checked="" type="checkbox"/>	Door closed
<input checked="" type="checkbox"/>	Forced door opened
<input checked="" type="checkbox"/>	Held door opened
<input checked="" type="checkbox"/>	Forced door open alarmed
<input checked="" type="checkbox"/>	Forced door open cleared
<input checked="" type="checkbox"/>	Held door open alarmed
<input checked="" type="checkbox"/>	Held door open cleared
<input checked="" type="checkbox"/>	Anti-passback alarmed
<input checked="" type="checkbox"/>	Anti-passback cleared

1

All 3rd party events notified to Digifort can be used to create comprehensive notifications, alerts and triggers.

2

Different groups 3rd party events can be associated to different global events, or trigger multiple global events simultaneously.

3

Configure the system so that the live stream or a playback in an event action (such as popups, bookmarks, email, etc) is dynamically assigned by the Digifort system itself.

This greatly facilitates the configuration of large systems, making it possible for the administrator to configure several events in bulk so that each camera triggers the event already populated with the image referring to which event and the associated camera/s.



Digifort's Global Events



Send e-mail to a group of contacts



Show objects to operator. The objects will be displayed in the same popup



Show video playback loop of cameras from the moment of the event on the operator screen



Show camera snapshots from the moment of the event on operator screen



Play alarm sound in surveillance client



Send an instant message to the operator



Request operator acknowledge



Send objects to virtual matrix



Send a Push Notification to mobile devices with the Mobile Client installed



Play pre-recorded audio clip on selected devices



Call presets from cameras



Activate output action scripts



Trigger global events



Activate or deactivate system objects



Send a HTTP request



Create a bookmark



Download recordings from devices with edge recording support




Create timer event





Functionalities:

✓ Centralised Management



Chosen historical events from the 3rd party system will be displayed in Digifort surveillance client.

1

Clear and easy to view which alarms are still open and need attention.

2

Behaviour of the list is completely customizable.

List of Local Alarms

Number of days to keep alarms

3 day(s) for open alarms

1 day(s) for closed alarms

Color for open alarms

Color for closed alarms

Import Export OK Cancel



Functionalities:



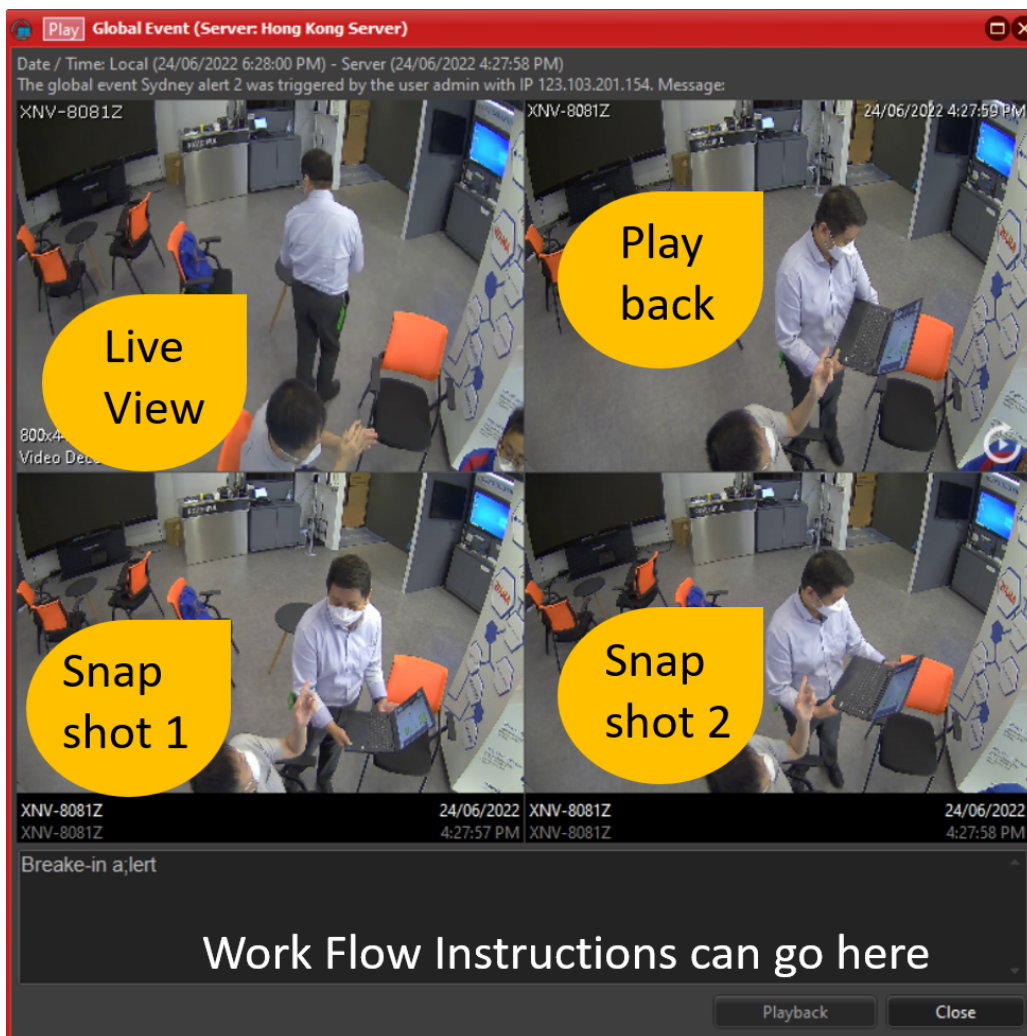
Event action for sending playback loop

The list not only allows you to easily view these events in detail but also allows you to quickly reopen the events by double-clicking directly on the list.

Upon re-opening the event the system will re-trigger the actions taken, showing pop-ups, messages and other notifications to the operator.

This feature will make it even easier for operators when reviewing an event. Configure the system so that a recording is played automatically to the operator with pre and post-event time to better contextualize what happened.

This is useful for Access control events.





Functionalities:




Bi-directional Integration - Object Links

Icon on camera live view(object links) in surveillance client to activate ACS functions such as unlocking a door or Arm/Disarm on an intrusion panel.

Provides a revolutionary new way to navigate and control actions and devices by using overlay links on live and playback.

Overlay zone or icon can be linked to any Digifort objects:

- Cameras
- Maps
- VCA & LPR
- Manual & Global events Outputs
- Pre-set positions of PTZ
- Own internal API commands
- Alarm triggers





Functionalities:

✓ Automatic Bookmark Creation

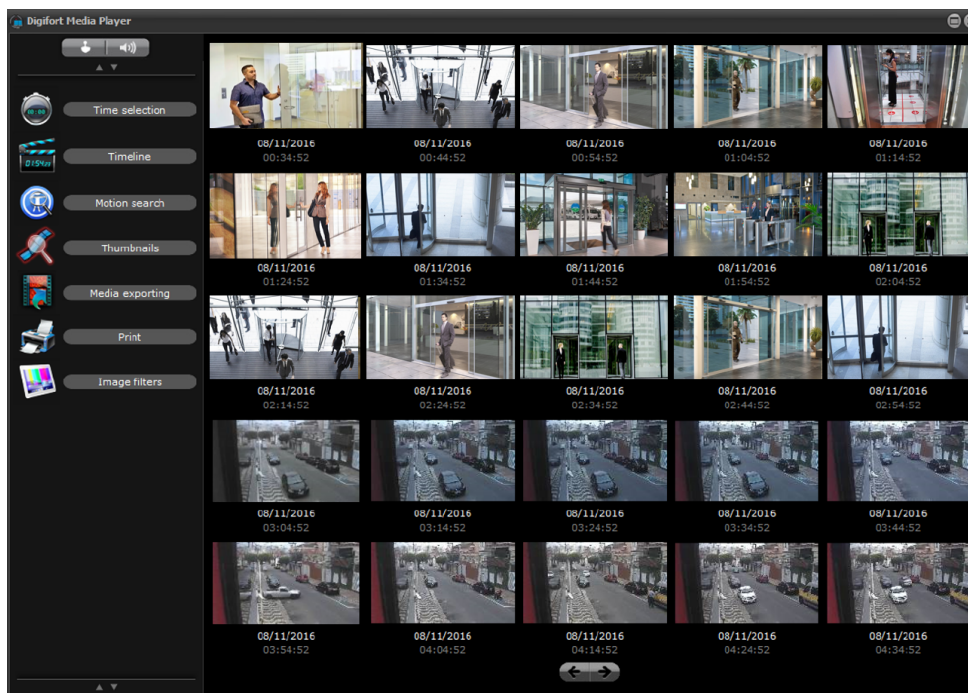
1 Bookmark, which allows fast marking of events for later search can be created for any events simultaneously and allow the choice of:

- Title
- Color
- Initial and Final Date
- Observations

Digifort will create a bookmark whenever a given event occurs, easily identifying them in the recordings.

2 Thumbnail search of bookmarks playback

Digifort Media Player for investigation of all the bookmarks via thumbnails. This great feature will display a thumbnail of events, allowing you to locate the desired event quickly.



3 Protection against deleting recordings allows you to create locks against the natural exclusion of recordings, that is, the protected recordings of a period and specified cameras will not be deleted during the recycling of recordings as long as the lock exists.



4 **Bookmarks Report**
Generate customized Bookmarks Report for printing or for export.



Digifort is rich in features and integrated 3rd party device. For more information about Digifort VMS contact one of our global network offices below or our local representative.

Australia & New Zealand

Digifort Pty Ltd.
100 Harris St
Pyrmont, NSW 2009
Australia
+61 2 7229 5856
info@digifort.com

Hong Kong

Flat H, 2/F, Highwin Factory Building
47 Hoi Yuen Road, Kwun Tong,
Kowloon, Hong Kong
+852 3188 0518
a.support@digifort.com

Bangkok Thailand

+6689 924 9564
nutthapong@digifort.com

Dubai, UAE

Office 503
Mazaya Business Avenue BB1
Dubai JLT FZ, United Arab Emirates
+971 52 844 9429
e.sales@digifort.com

Bangalore, India

+91 99 45355700
i.support@digifort.com

London

+44 7593 661 888
uk.support@digifort.com

Paris, France

2 Rue Konrad Adenauer
60 000 BEAUVAIS
+33 6 07 46 49 61
p.ollier@digifort.com

Colombia, Cali

(+57) 3003096719
(+57) 3162787428
info.colombia@digifort.com

Sao Paulo, Brazil

Rua Teffè, 334, – Santa Maria São
Caetano do Sul – SP, Brazil
+55 11 4226 2386
contato@digifort.com.br

Boca Raton, USA

23123 State Road 7, Suite 304
Boca Raton, FL 33428
+1 786 332 5525
sales.usa@digifort.com

Ciudad de Mexico, Mexico

52 55 34 45 56
Mauricio.pecoraro@digifort.com

Buenos Aires, Argentina

+54 11 5031 0492
operaciones@digifort.com

SOCIAL MEDIA

    Digifort Global

WEBSITE

digifort.com